



Department of Linguistics University of Delhi

Students' Experience Survey
Internal Quality Assurance Cell (IQAC)

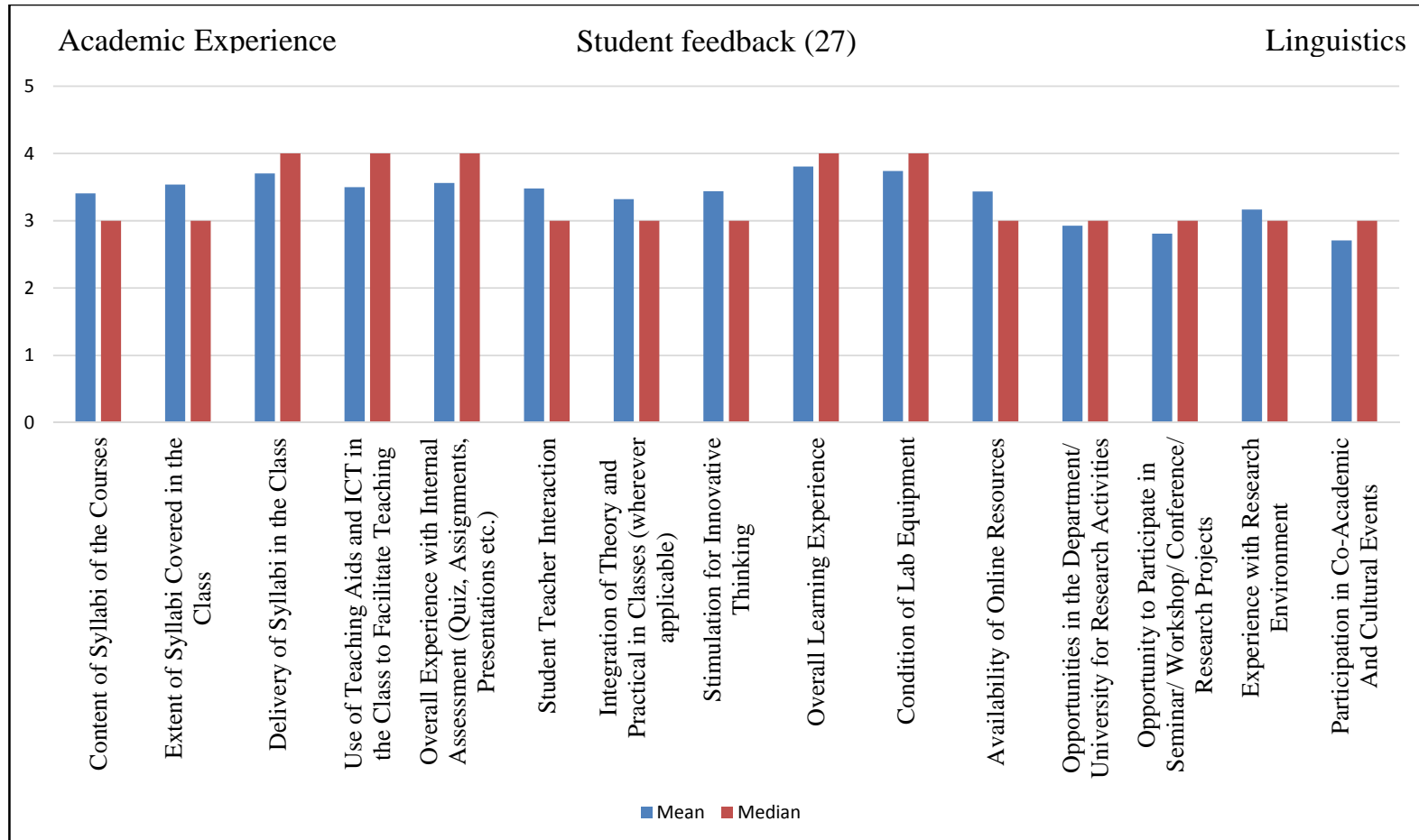
May-June 2016

Table of Contents

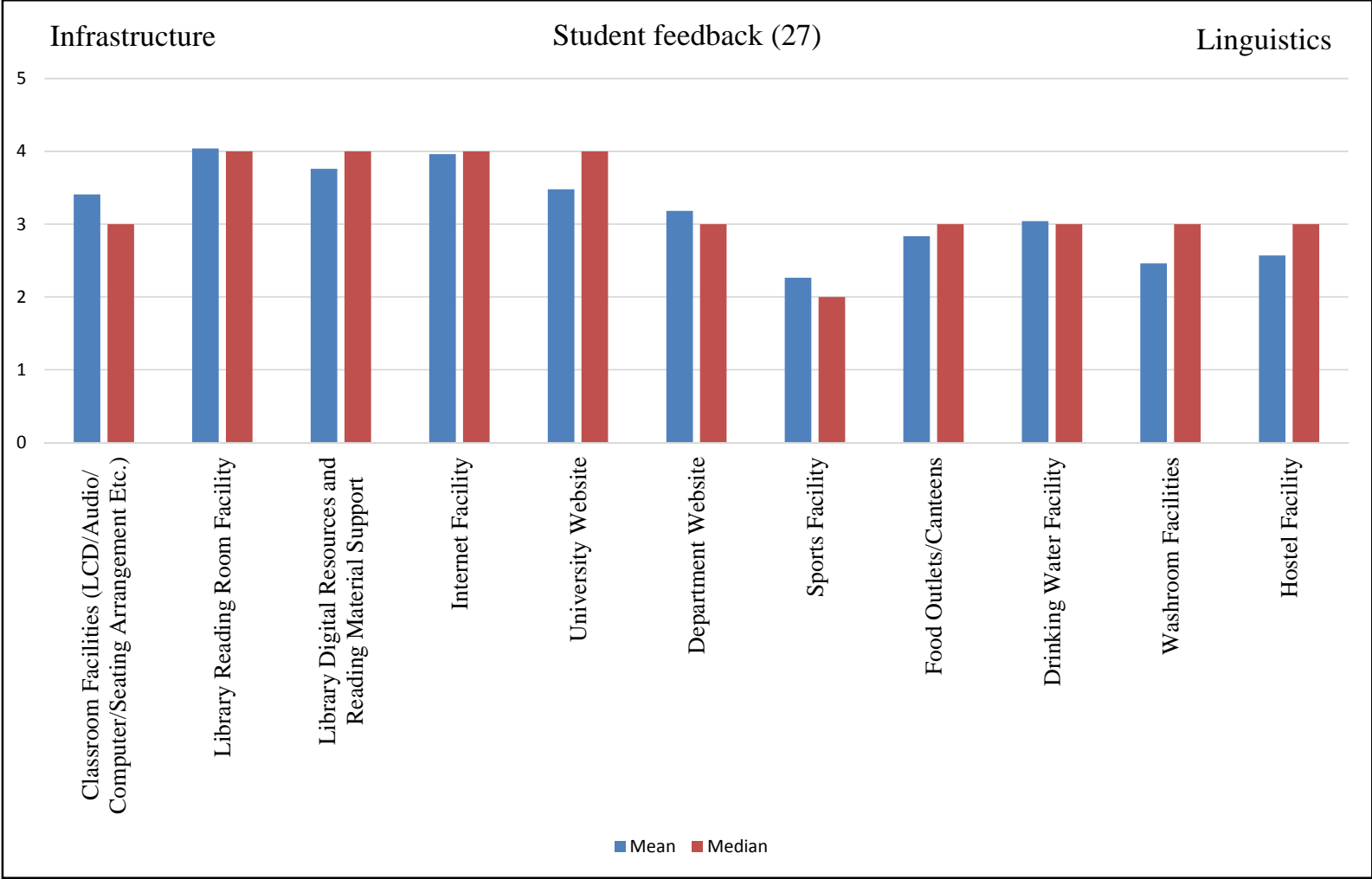
1.	Student Feedback: Bar Charts	
	<i>Academic Experience</i>	1
	<i>Infrastructure</i>	2
	<i>Support System</i>	3
	<i>Skills/Competencies Developed During Course of Study</i>	4
2.	Student Feedback (Arranged by Attendance): Bar Charts	
	<i>Academic Experience</i>	5
	<i>Infrastructure</i>	8
	<i>Support System</i>	11
	<i>Skills/Competencies Developed During Course of Study</i>	14
2.	Student Feedback: Pie Chart	
	<i>“Would you recommend this university to others?”</i>	17
3.	Table 1: Mean, Median, SD, Minimum, Maximum Value for Each Question	18
4.	Table 2: Frequency Distribution in Levels	21
5.	Table 3: Frequency Distribution in Percentage	24
6.	Verbatim Responses	27

Student Feedback

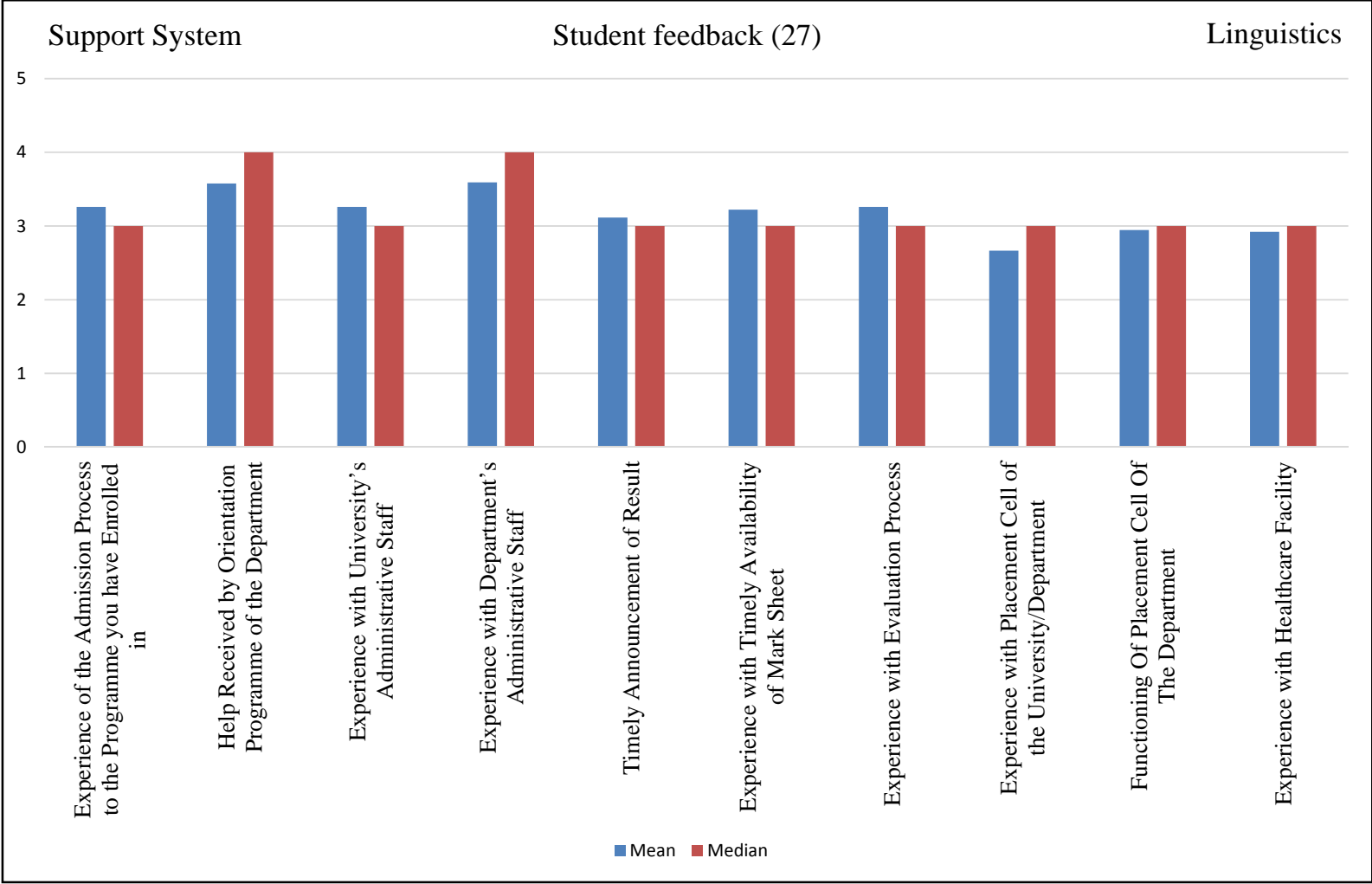
Academic Experience



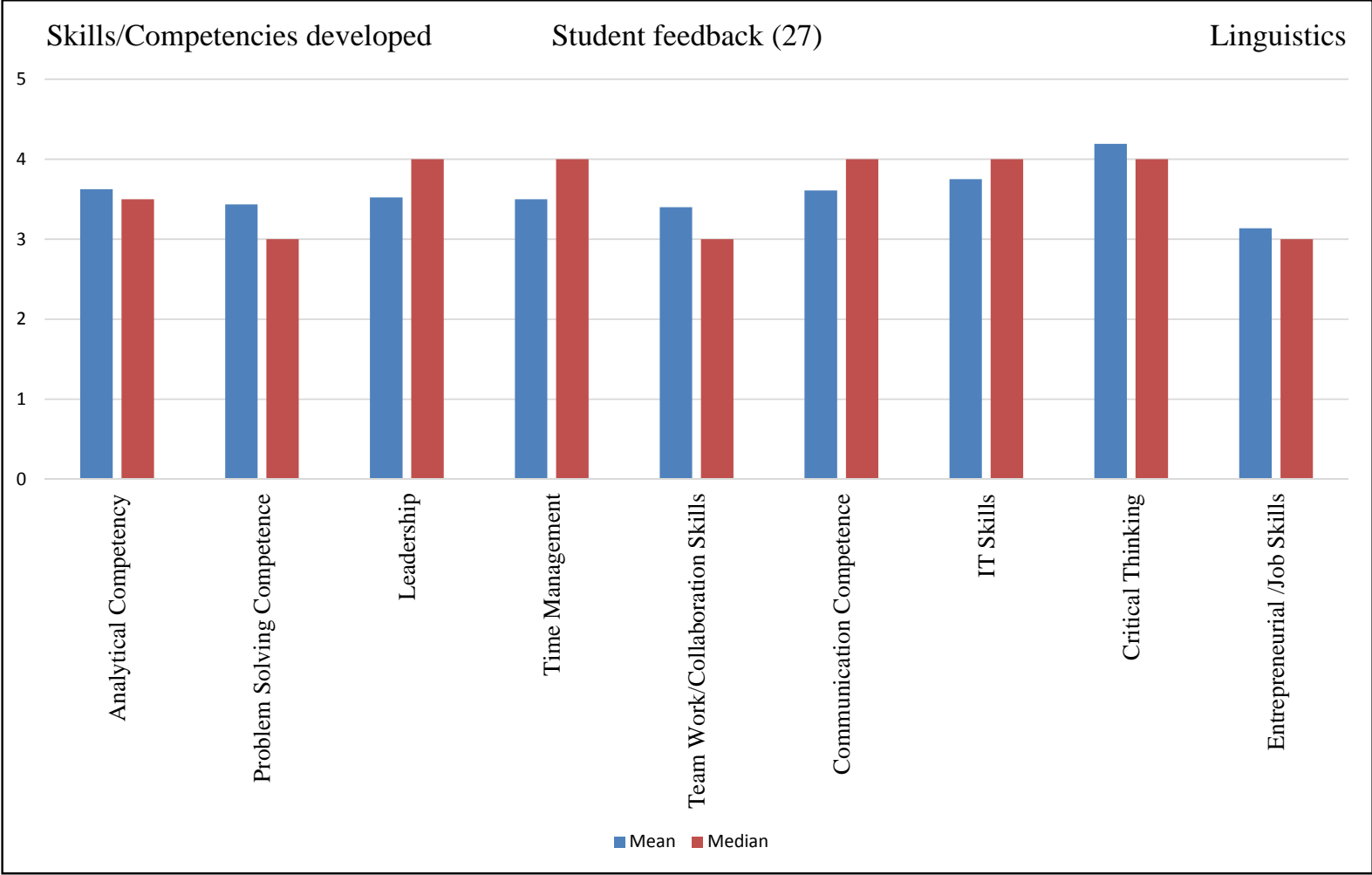
Infrastructure



Support System

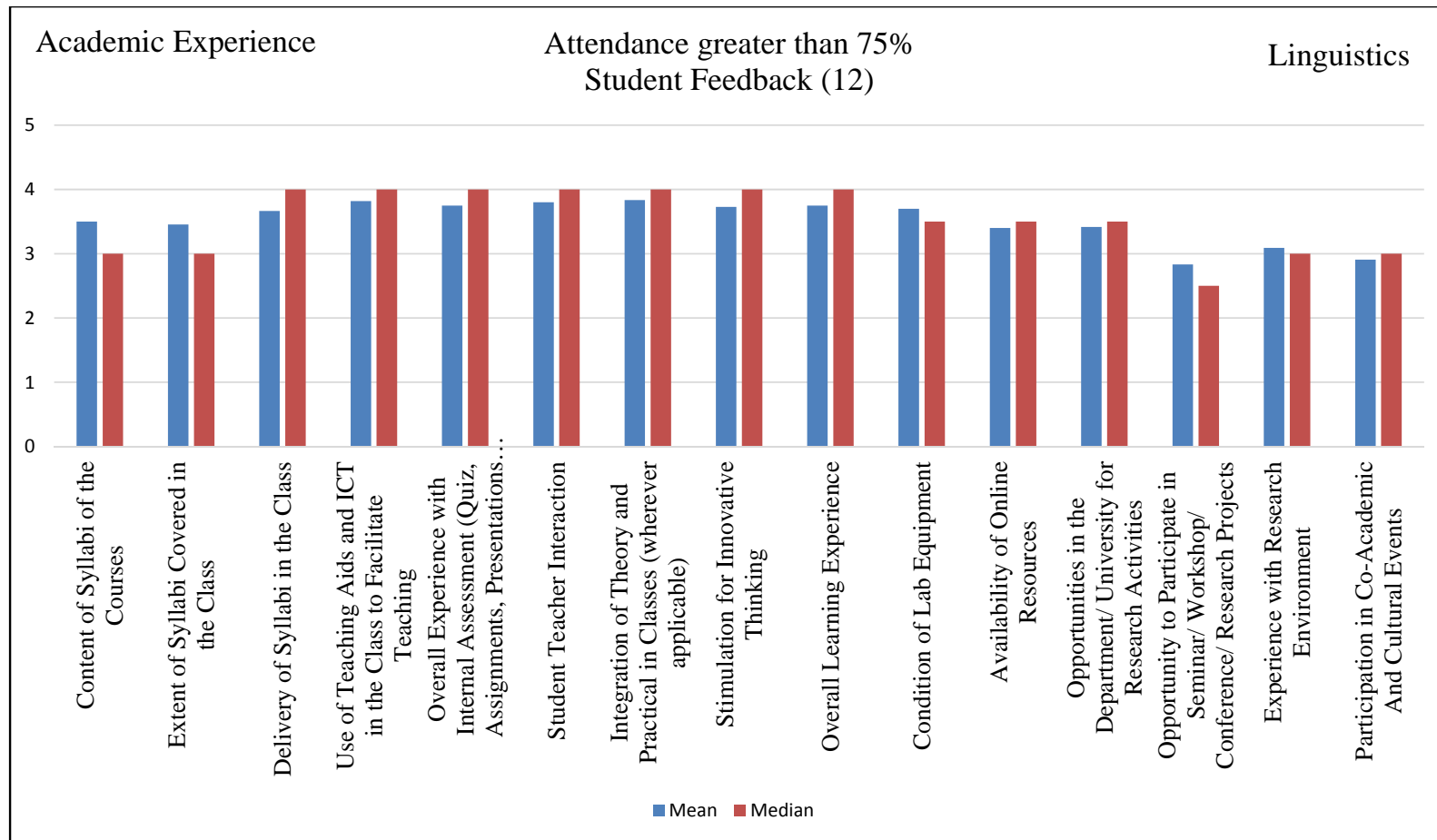


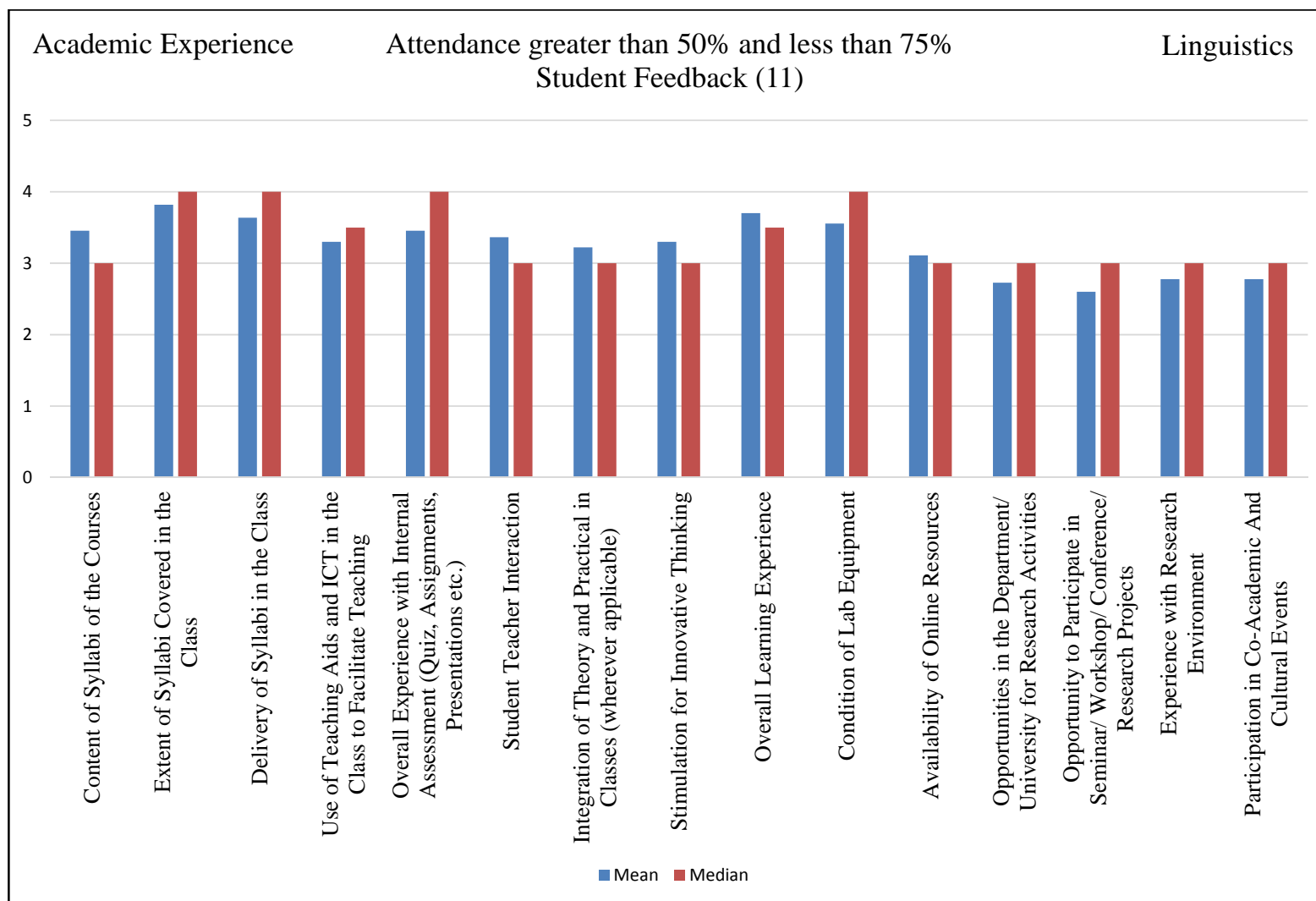
Skills/Competencies Developed During Course of Study

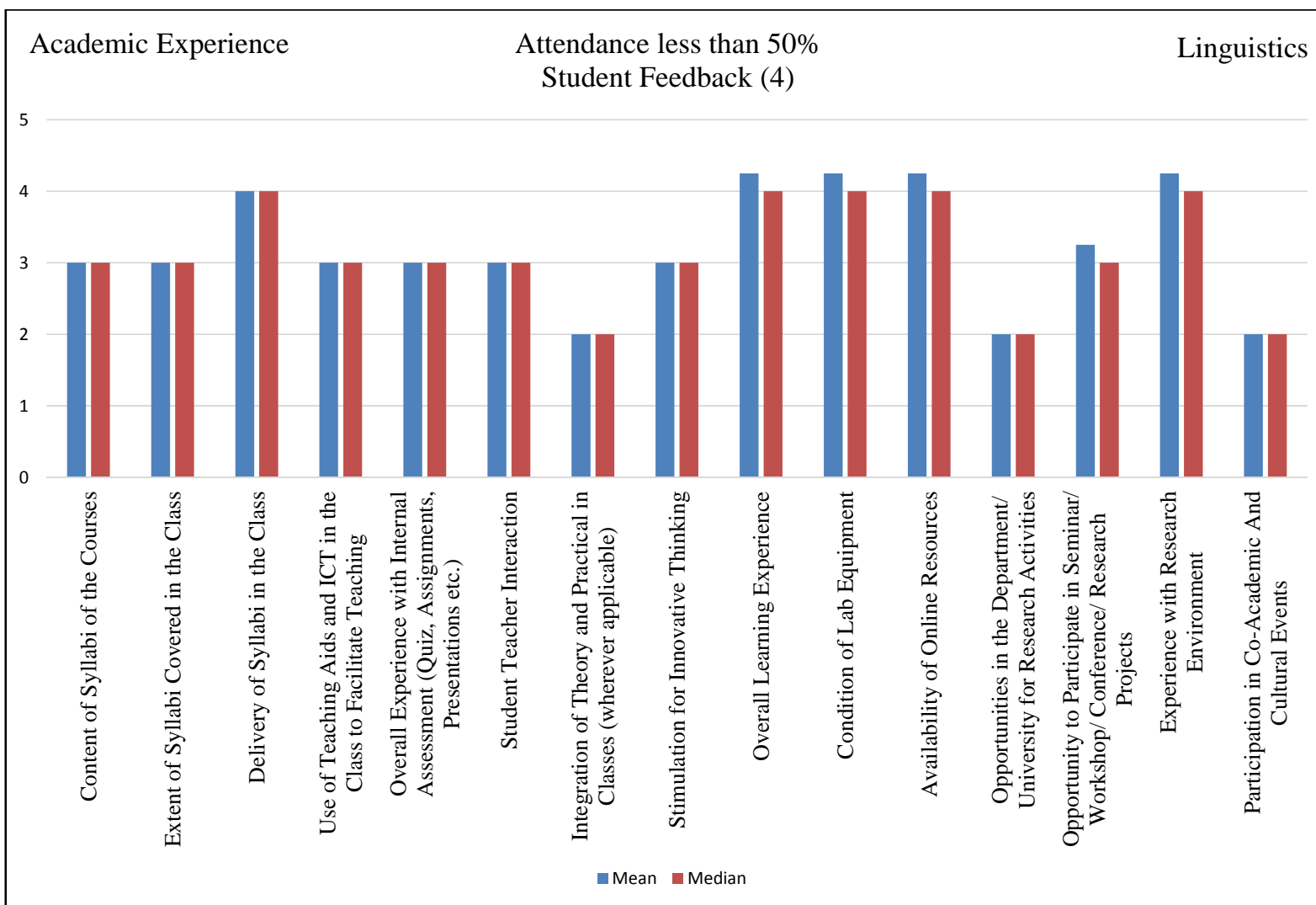


Student Feedback as per Attendance

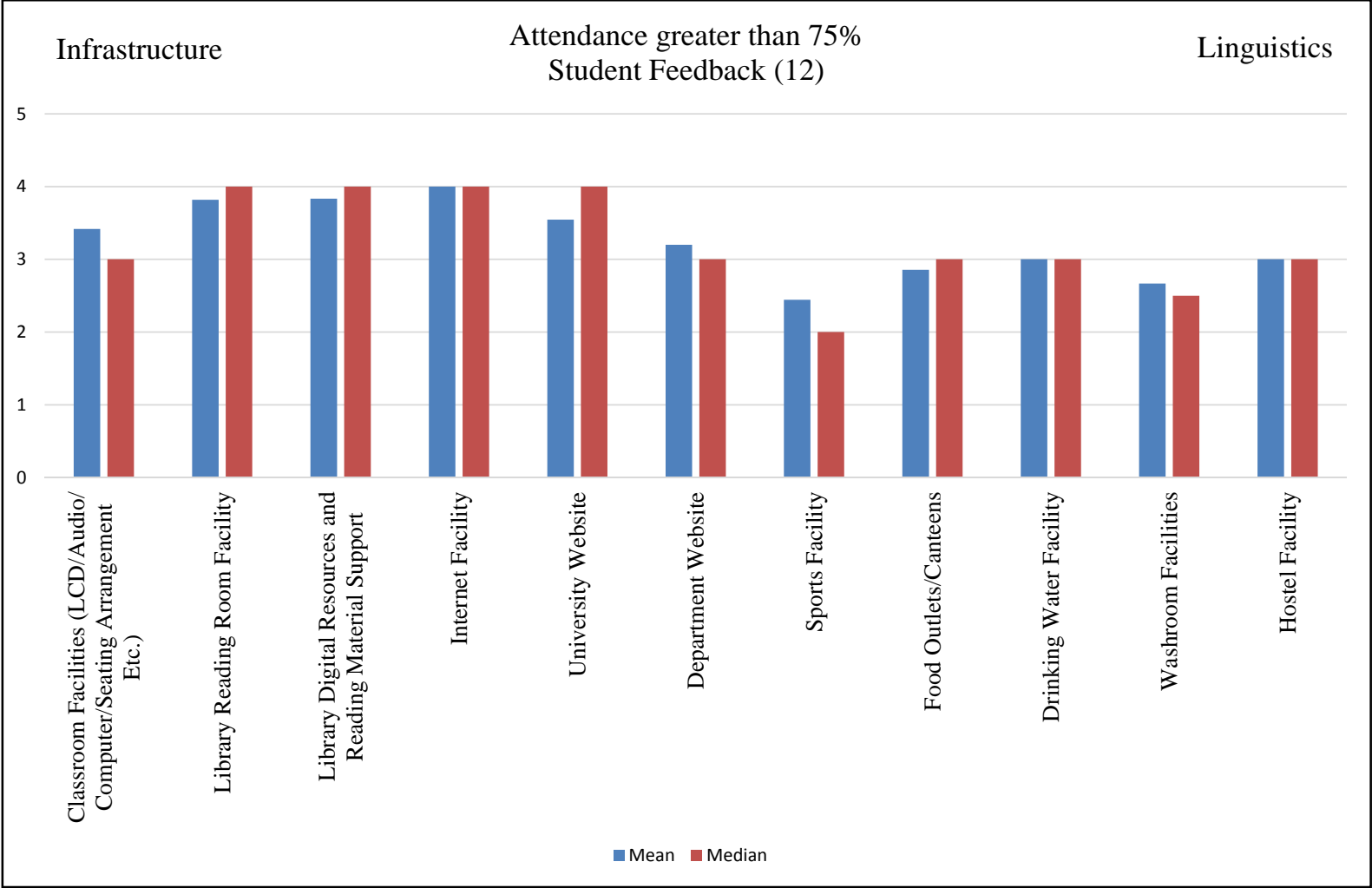
Academic Experience

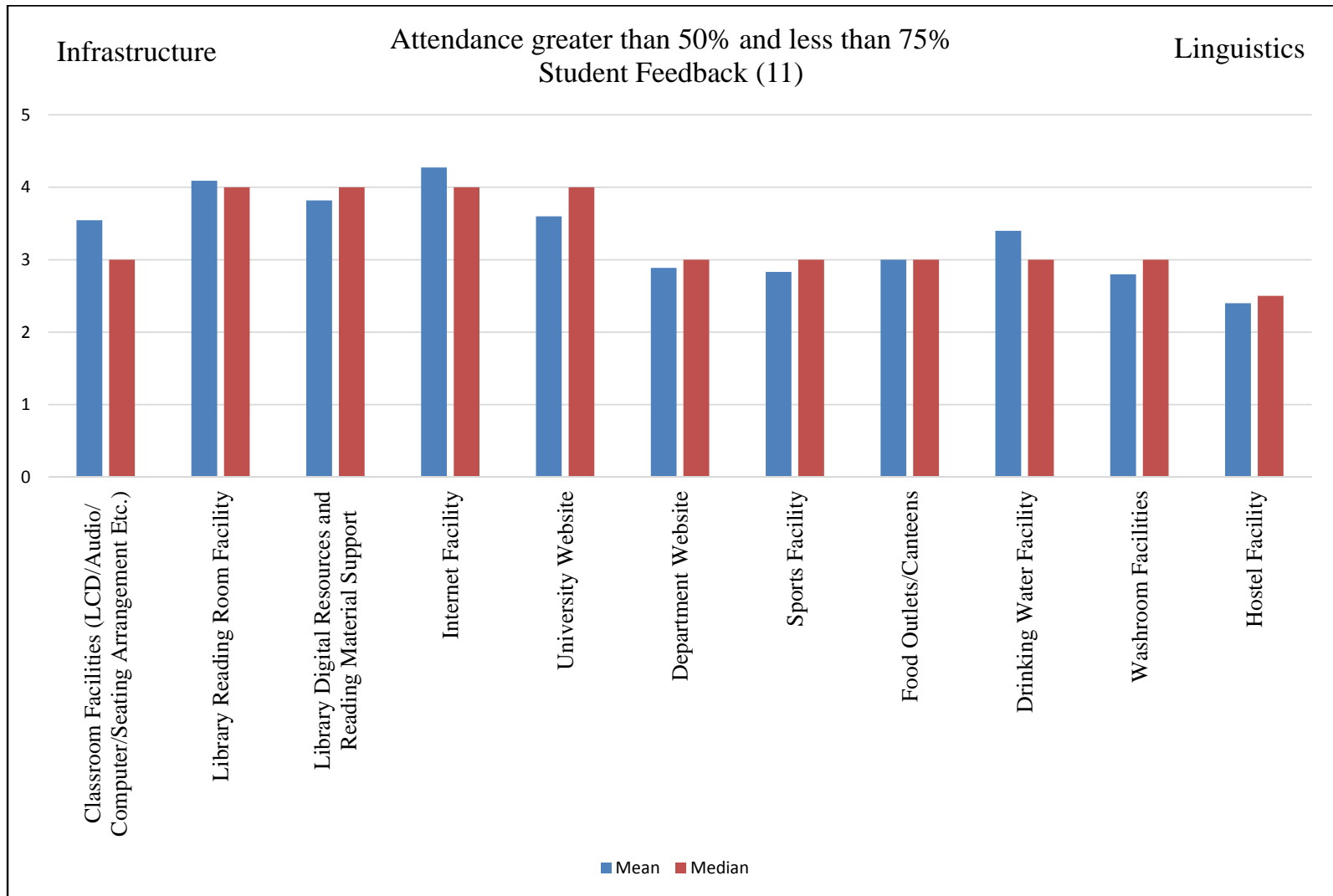


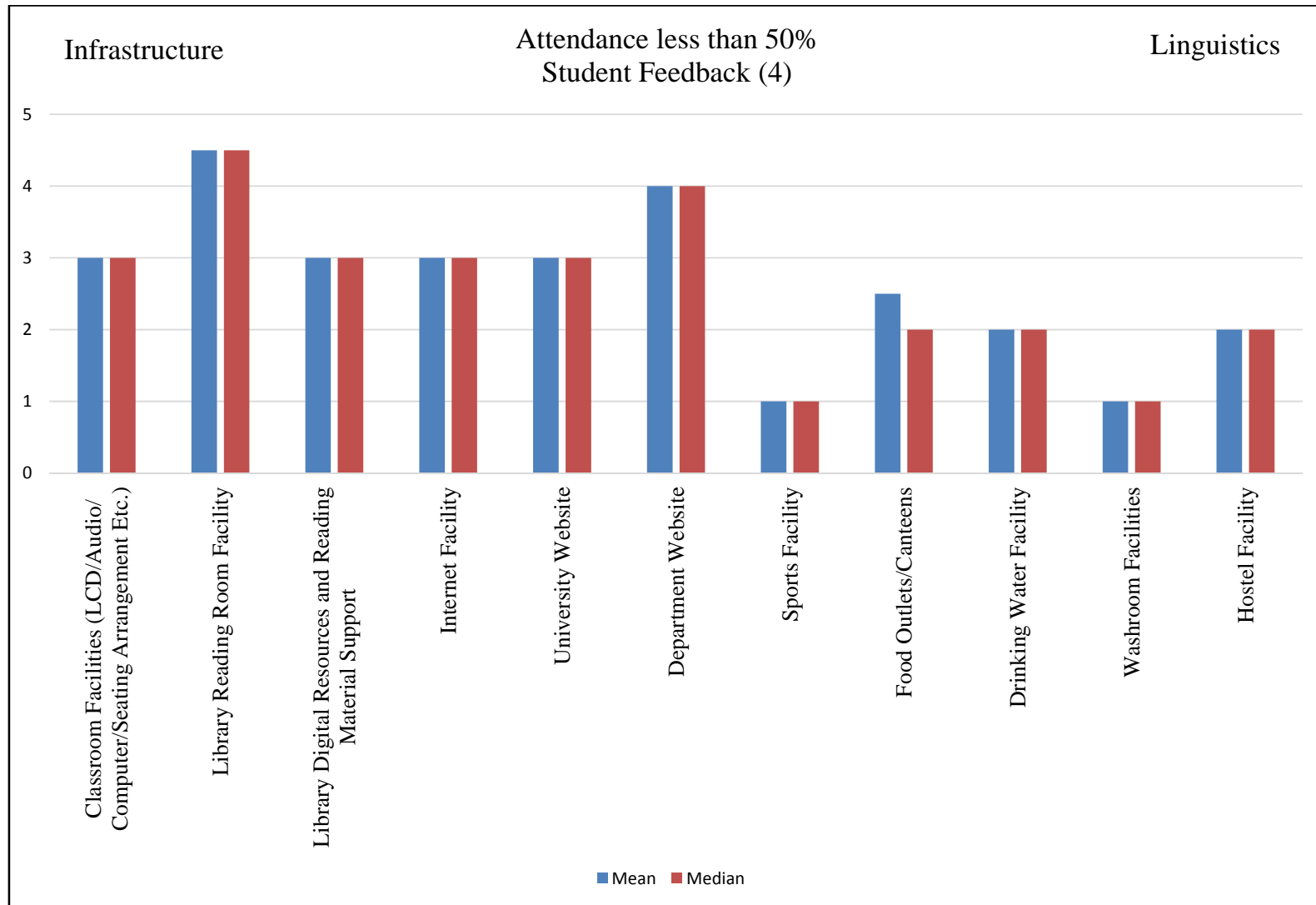




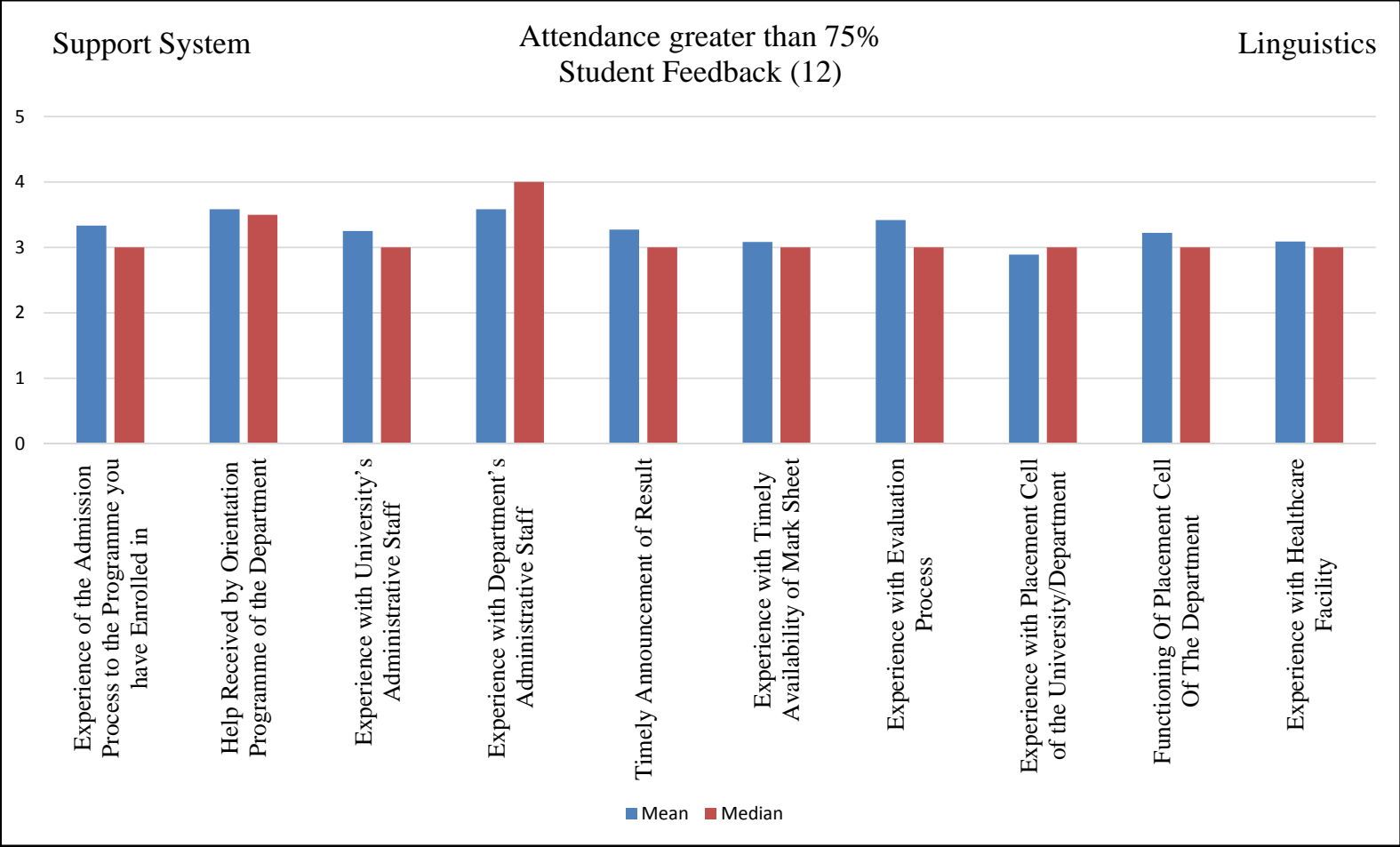
Infrastructure

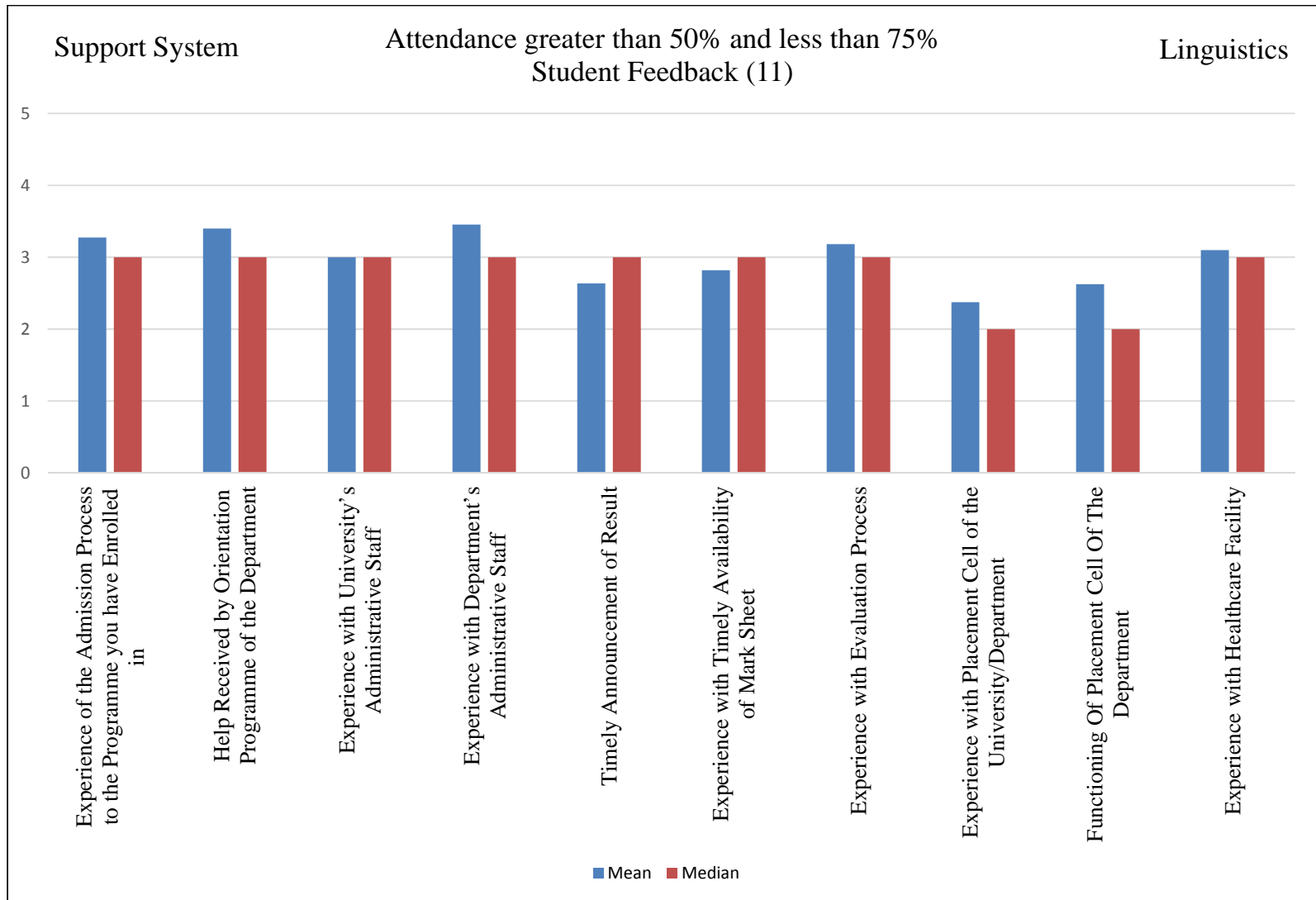


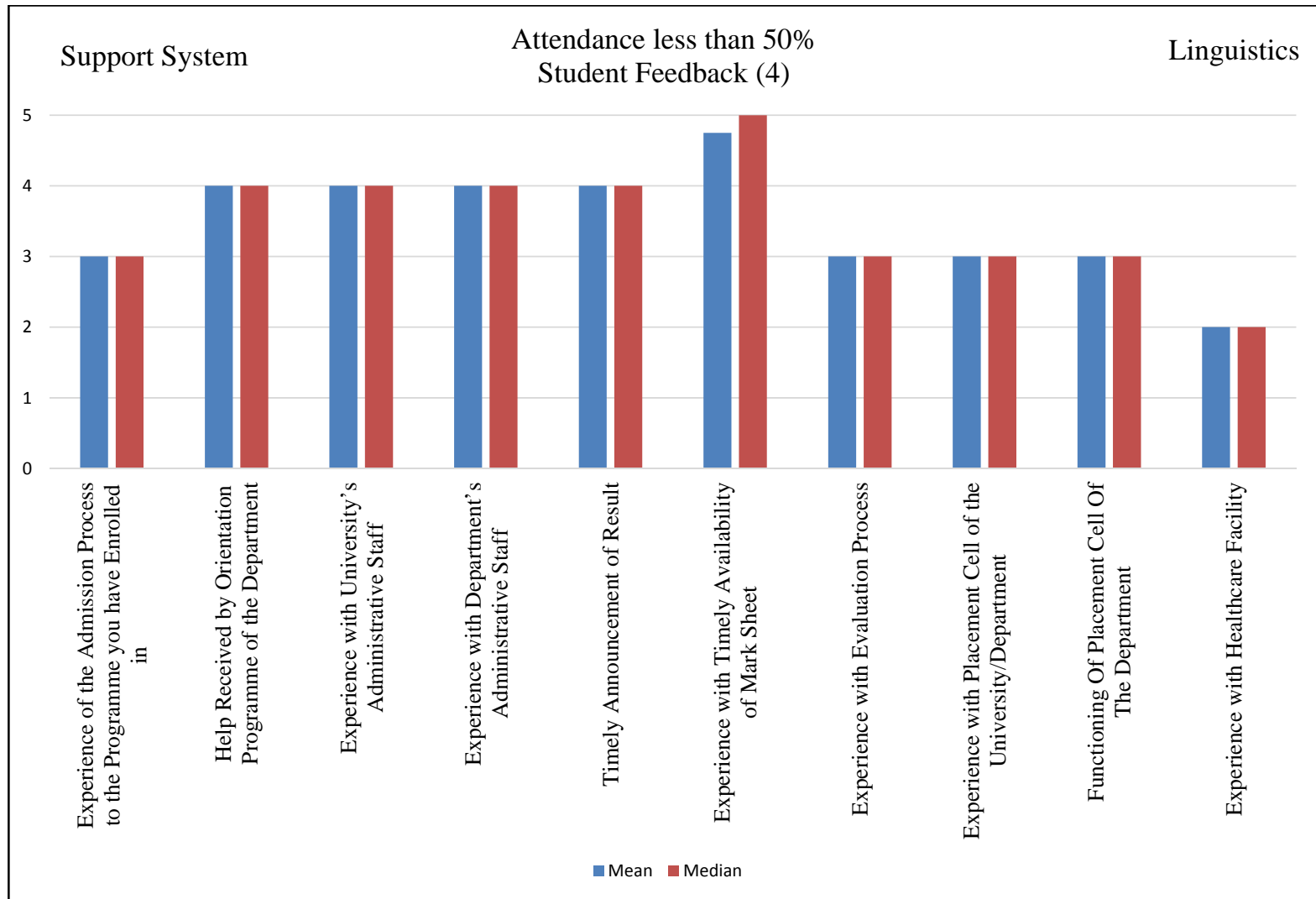




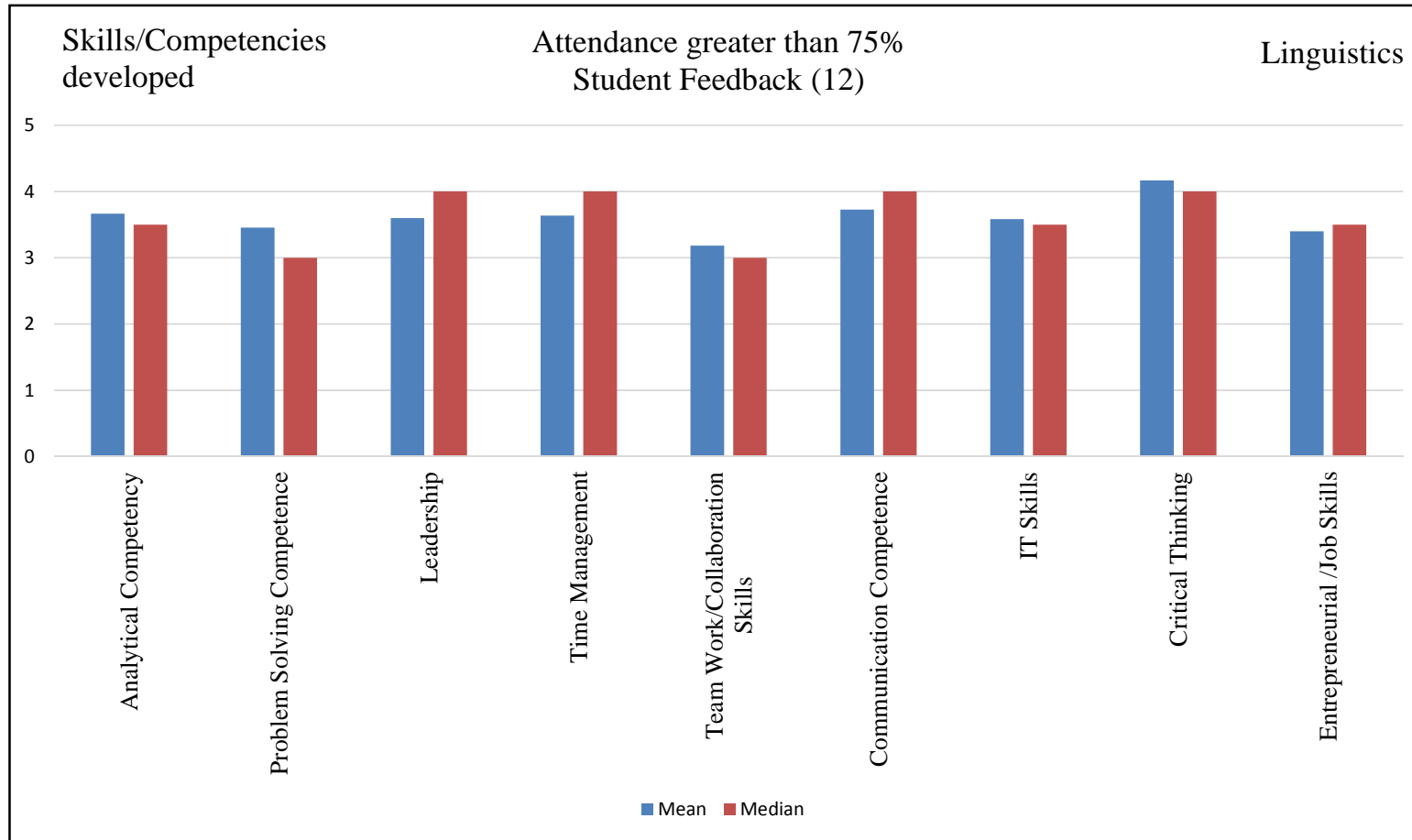
Support System

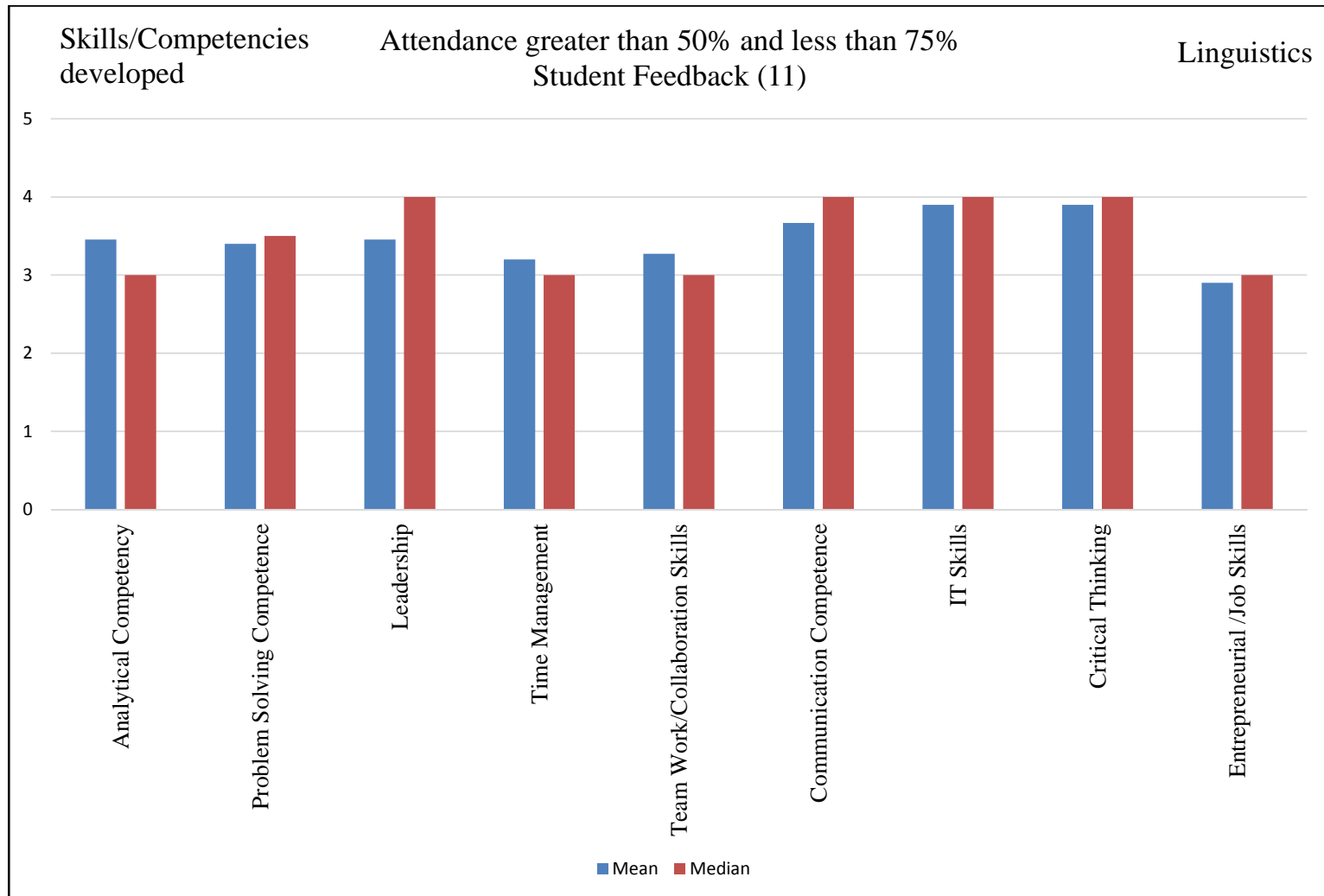


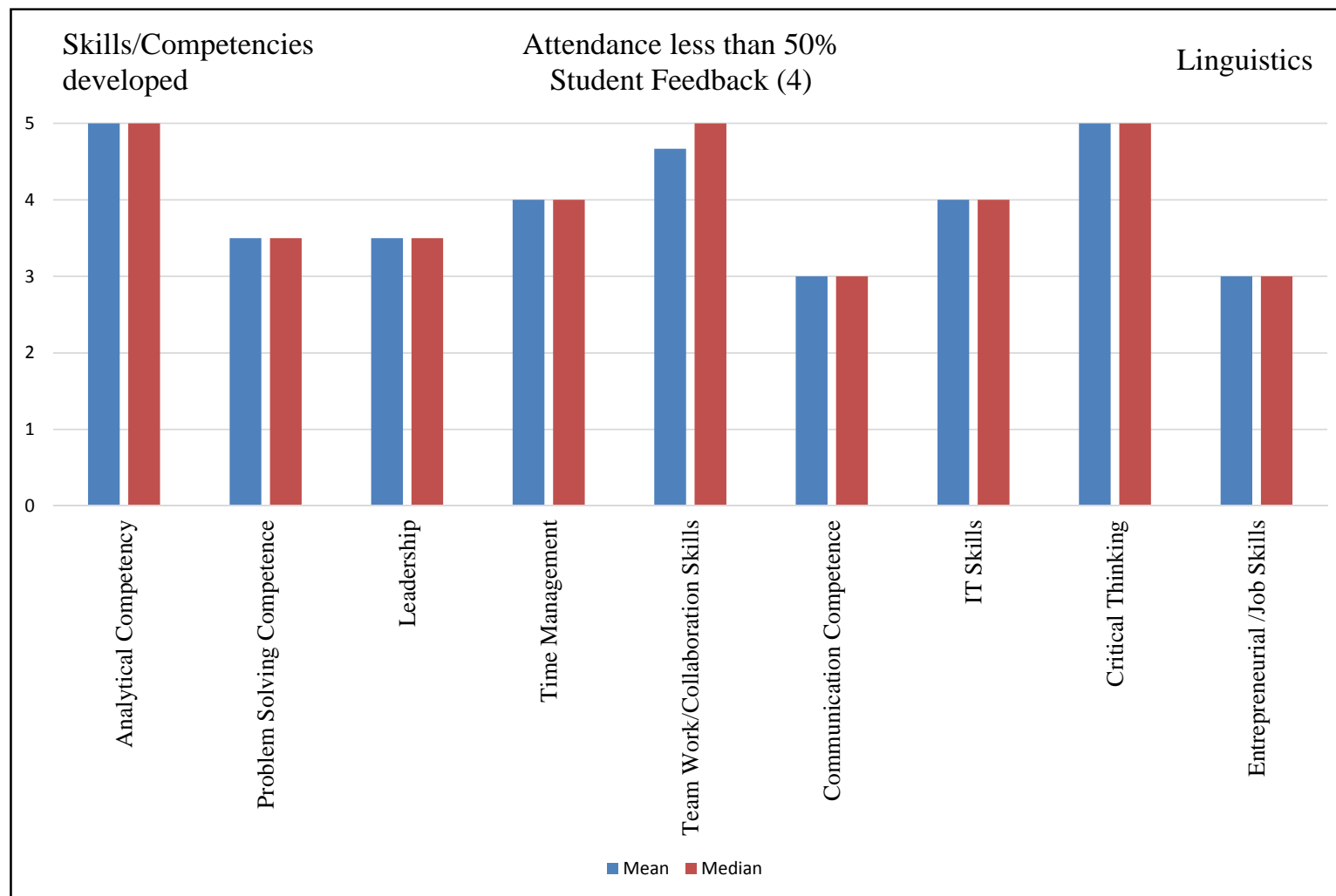




Skills/Competencies Developed during Course of Study







Student Feedback on “Would you recommend this university to others?”

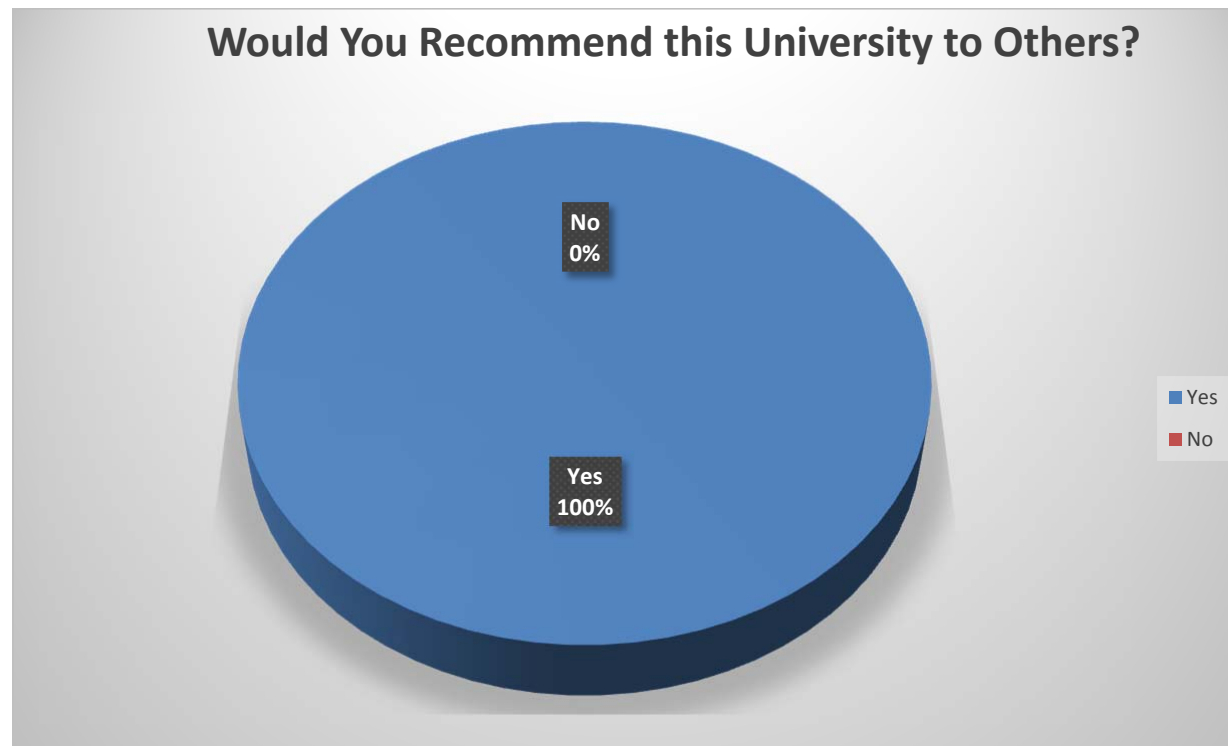


TABLE 1: Mean, Median, Standard Deviation, Minimum, Maximum Value for Each Question (N=27)

S.No	Category	Mean	Median	Standard Deviation	Minimum	Maximum
A.	Academic					
1	Content of Syllabi of the Courses	3.40	3	0.68	2	5
2	Extent of Syllabi Covered in the Class	3.53	3	0.63	3	5
3	Delivery of Syllabi in the Class	3.70	4	0.71	2	5
4	Use of Teaching Aids and ICT in the Class to Facilitate Teaching	3.5	4	0.70	2	5
5	Overall Experience with Internal Assessment (Quiz, Assignments, Presentations etc.)	3.56	4	0.94	1	5
6	Student Teacher Interaction	3.48	3	0.80	1	5
7	Integration of Theory and Practical in Classes (wherever applicable)	3.32	3	0.96	2	5
8	Stimulation for Innovative Thinking	3.44	3	0.89	2	5
9	Overall Learning Experience	3.80	4	0.87	2	5
10	Condition of Lab Equipment	3.73	4	0.67	3	5
11	Availability of Online Resources	3.43	3	0.82	2	5
12	Opportunities in the Department/ University for Research Activities	2.92	3	0.97	2	5
13	Opportunity to Participate in Seminar/ Workshop/ Conference/ Research Projects	2.80	3	0.87	1	5
14	Experience with Research Environment	3.16	3	0.94	2	5
15	Participation in Co-Academic And Cultural Events	2.70	3	1.09	1	5
	Overall	3.36				
B.	Infrastructure					
16	Classroom Facilities (LCD/Audio/ Computer/Seating Arrangement Etc.)	3.40	3	0.68	2	5
17	Library Reading Room Facility	4.03	4	0.70	3	5
18	Library Digital Resources and Reading Material Support	3.76	4	0.94	2	5
19	Internet Facility	3.96	4	0.89	2	5
20	University Website	3.48	4	0.89	2	5

21	Department Website	3.18	3	0.93	2	5
S.No	Category	Mean	Median	Standard Deviation	Minimum	Maximum
22	Sports Facility	2.26	2	1.29	1	5
23	Food Outlets/Canteens	2.83	3	1.11	1	5
24	Drinking Water Facility	3.04	3	1.17	1	5
25	Washroom Facilities	2.46	3	0.92	1	4
26	Hostel Facility	2.57	3	0.90	1	5
	Overall	3.18				
C.	Support System					
27	Experience of the Admission Process to the Programme you have Enrolled in	3.25	3	0.58	2	5
28	Help Received by Orientation Programme of the Department	3.57	4	0.56	3	5
29	Experience with University's Administrative Staff	3.25	3	0.69	2	4
30	Experience with Department's Administrative Staff	3.59	4	0.49	3	4
31	Timely Announcement of Result	3.11	3	0.80	2	5
32	Experience with Timely Availability of Mark Sheet	3.22	3	0.87	2	5
33	Experience with Evaluation Process	3.25	3	0.69	1	5
34	Experience with Placement Cell of the University/Department	2.66	3	0.66	2	4
35	Functioning Of Placement Cell Of The Department	2.94	3	0.97	2	5
36	Experience with Healthcare Facility	2.92	3	0.89	1	5
	Overall	3.18				
D.	Skills/Competencies Developed During Course of Study					
37	Analytical Competency	3.62	3.5	0.69	3	5
38	Problem Solving Competence	3.43	3	0.57	2	4
39	Leadership	3.52	4	0.58	2	4
40	Time Management	3.5	4	0.64	2	4
41	Team Work/Collaboration Skills	3.4	3	1.05	1	5
42	Communication Competence	3.60	4	0.64	3	5

43	IT Skills	3.75	4	0.59	3	5
S.No	Category	Mean	Median	Standard Deviation	Minimum	Maximum
44	Critical Thinking	4.19	4	0.73	3	5
45	Entrepreneurial /Job Skills	3.13	3	0.86	2	5
	Overall	3.57				
E.	Overall University Experience					
46	Your Overall Academic Experience	3.82	4	0.56	3	5

TABLE 2: Frequency Distribution in Levels (N=27)

S.No	Category	Below Average	Average	Good	Very Good	Excellent	Don't Know	Not Applicable
A.	Academic							
1	Content of Syllabi of the Courses	0	1	16	8	2	0	0
2	Extent of Syllabi Covered in the Class	0	0	14	10	2	0	0
3	Delivery of Syllabi in the Class	0	1	9	14	3	0	0
4	Use of Teaching Aids and ICT in the Class to Facilitate Teaching	0	2	9	12	1	0	0
5	Overall Experience with Internal Assessment (Quiz, Assignments, Presentations etc.)	1	1	10	9	4	0	0
6	Student Teacher Interaction	1	0	12	10	2	0	0
7	Integration of Theory and Practical in Classes (wherever applicable)	0	6	8	8	3	0	0
8	Stimulation for Innovative Thinking	0	3	12	6	4	0	0
9	Overall Learning Experience	0	2	7	11	6	0	0
10	Condition of Lab Equipment	0	0	9	11	3	0	1
11	Availability of Online Resources	0	3	9	9	2	0	1
12	Opportunities in the Department/ University for Research Activities	0	12	7	6	2	0	0
13	Opportunity to Participate in Seminar/ Workshop/ Conference/ Research Projects	1	9	11	4	1	0	1
14	Experience with Research Environment	0	7	8	7	2	1	0
15	Participation in Co-Academic And Cultural Events	3	8	8	3	2	0	0
B.	Infrastructure							
16	Classroom Facilities (LCD/Audio/ Computer/Seating Arrangement Etc.)	0	1	16	8	2	0	0
17	Library Reading Room Facility	0	0	6	13	7	0	0
18	Library Digital Resources and Reading Material Support	0	2	9	7	7	0	0

S.No	Category	Below Average	Average	Good	Very Good	Excellent	Don't Know	Not Applicable
19	Internet Facility	0	2	5	11	8	0	0
20	University Website	0	4	8	10	3	1	0
21	Department Website	0	6	8	6	2	2	0
22	Sports Facility	8	3	4	3	1	1	7
23	Food Outlets/Canteens	2	6	4	5	1	0	7
24	Drinking Water Facility	1	9	6	4	4	0	1
25	Washroom Facilities	5	7	11	3	0	0	1
26	Hostel Facility	2	8	9	1	1	0	3
C.	Support System							
27	Experience of the Admission Process to the Programme you have Enrolled in	0	1	19	6	1	0	0
28	Help Received by Orientation Programme of the Department	0	0	12	13	1	0	1
29	Experience with University's Administrative Staff	0	4	12	11	0	0	0
30	Experience with Department's Administrative Staff	0	0	11	16	0	0	0
31	Timely Announcement of Result	0	6	12	7	1	0	0
32	Experience with Timely Availability of Mark Sheet	0	5	14	5	3	0	0
33	Experience with Evaluation Process	1	0	18	7	1	0	0
34	Experience with Placement Cell of the University/Department	0	8	8	2	0	0	5
35	Functioning Of Placement Cell Of The Department	0	7	7	2	2	0	5
36	Experience with Healthcare Facility	1	7	11	5	1	0	2
D.	Skills/Competencies Developed During Course of Study							
37	Analytical Competency	0	0	12	9	3	0	0
38	Problem Solving Competence	0	1	11	11	0	0	0
39	Leadership	0	1	9	13	0	0	1
40	Time Management	0	2	8	14	0	1	1
41	Team Work/Collaboration Skills	1	4	8	8	4	1	0
42	Communication Competence	0	0	11	10	2	1	0

S.No	Category	Below Average	Average	Good	Very Good	Excellent	Don't Know	Not Applicable
43	IT Skills	0	0	8	14	2	0	1
44	Critical Thinking	0	0	5	11	10	1	0
45	Entrepreneurial /Job Skills	0	5	11	4	2	0	3
E.	Overall University Experience							
46	Your Overall Academic Experience	0	0	6	15	2	0	0

TABLE 3: Frequency Distribution in Percentage (N=27)

S.No	Category	Below Average	Average	Good	Very Good	Excellent	Don't Know	Not Applicable
A.	Academic							
1	Content of Syllabi of the Courses	3.7	59.26	29.63	7.41	0	0	3.7
2	Extent of Syllabi Covered in the Class	0	53.85	38.46	7.69	0	0	0
3	Delivery of Syllabi in the Class	3.7	33.33	51.85	11.11	0	0	3.7
4	Use of Teaching Aids and ICT in the Class to Facilitate Teaching	8.33	37.5	50	4.17	0	0	8.33
5	Overall Experience with Internal Assessment (Quiz, Assignments, Presentations etc.)	4	40	36	16	0	0	4
6	Student Teacher Interaction	0	48	40	8	0	0	0
7	Integration of Theory and Practical in Classes (wherever applicable)	24	32	32	12	0	0	24
8	Stimulation for Innovative Thinking	12	48	24	16	0	0	12
9	Overall Learning Experience	7.69	26.92	42.31	23.08	0	0	7.69
10	Condition of Lab Equipment	0	37.5	45.83	12.5	0	4.17	0
11	Availability of Online Resources	12.5	37.5	37.5	8.33	0	4.17	12.5
12	Opportunities in the Department/ University for Research Activities	44.44	25.93	22.22	7.41	0	0	44.44
13	Opportunity to Participate in Seminar/ Workshop/ Conference/ Research Projects	33.33	40.74	14.81	3.7	0	3.7	33.33
14	Experience with Research Environment	28	32	28	8	4	0	28
15	Participation in Co-Academic And Cultural Events	33.33	33.33	12.5	8.33	0	0	33.33
B.	Infrastructure							
16	Classroom Facilities (LCD/Audio/ Computer/Seating Arrangement Etc.)	3.7	59.26	29.63	7.41	0	0	3.7
17	Library Reading Room Facility	0	23.08	50	26.92	0	0	0
18	Library Digital Resources and Reading Material Support	8	36	28	28	0	0	8
19	Internet Facility	7.69	19.23	42.31	30.77	0	0	7.69

S.No	Category	Below Average	Average	Good	Very Good	Excellent	Don't Know	Not Applicable
20	University Website	15.38	30.77	38.46	11.54	3.85	0	15.38
21	Department Website	25	33.33	25	8.33	8.33	0	25
22	Sports Facility	11.11	14.81	11.11	3.7	3.7	25.93	11.11
23	Food Outlets/Canteens	24	16	20	4	0	28	24
24	Drinking Water Facility	36	24	16	16	0	4	36
25	Washroom Facilities	25.93	40.74	11.11	0	0	3.7	25.93
26	Hostel Facility	33.33	37.5	4.17	4.17	0	12.5	33.33
C.	Support System							
27	Experience of the Admission Process to the Programme you have Enrolled in	3.7	70.37	22.22	3.7	0	0	3.7
28	Help Received by Orientation Programme of the Department	0	44.44	48.15	3.7	0	3.7	0
29	Experience with University's Administrative Staff	14.81	44.44	40.74	0	0	0	14.81
30	Experience with Department's Administrative Staff	0	40.74	59.26	0	0	0	0
31	Timely Announcement of Result	23.08	46.15	26.92	3.85	0	0	23.08
32	Experience with Timely Availability of Mark Sheet	18.52	51.85	18.52	11.11	0	0	18.52
33	Experience with Evaluation Process	0	66.67	25.93	3.7	0	0	0
34	Experience with Placement Cell of the University/Department	34.78	34.78	8.7	0	0	21.74	34.78
35	Functioning Of Placement Cell Of The Department	30.43	30.43	8.7	8.7	0	21.74	30.43
36	Experience with Healthcare Facility	25.93	40.74	18.52	3.7	0	7.41	25.93
D.	Skills/ Competencies Developed During Course of Study							
37	Analytical Competency	0	50	37.5	12.5	0	0	0
38	Problem Solving Competence	4.35	47.83	47.83	0	0	0	4.35
39	Leadership	4.17	37.5	54.17	0	0	4.17	4.17
40	Time Management	7.69	30.77	53.85	0	3.85	3.85	7.69
41	Team Work/Collaboration Skills	15.38	30.77	30.77	15.38	3.85	0	15.38
42	Communication Competence	0	45.83	41.67	8.33	4.17	0	0
43	IT Skills	0	32	56	8	0	4	0

S.No	Category	Below Average	Average	Good	Very Good	Excellent	Don't Know	Not Applicable
44	Critical Thinking	0	18.52	40.74	37.04	3.7	0	0
45	Entrepreneurial /Job Skills	20	44	16	8	0	12	20
E.	Overall University Experience							
46	Your Overall Academic Experience	0	26.09	65.22	8.7	0	0	0